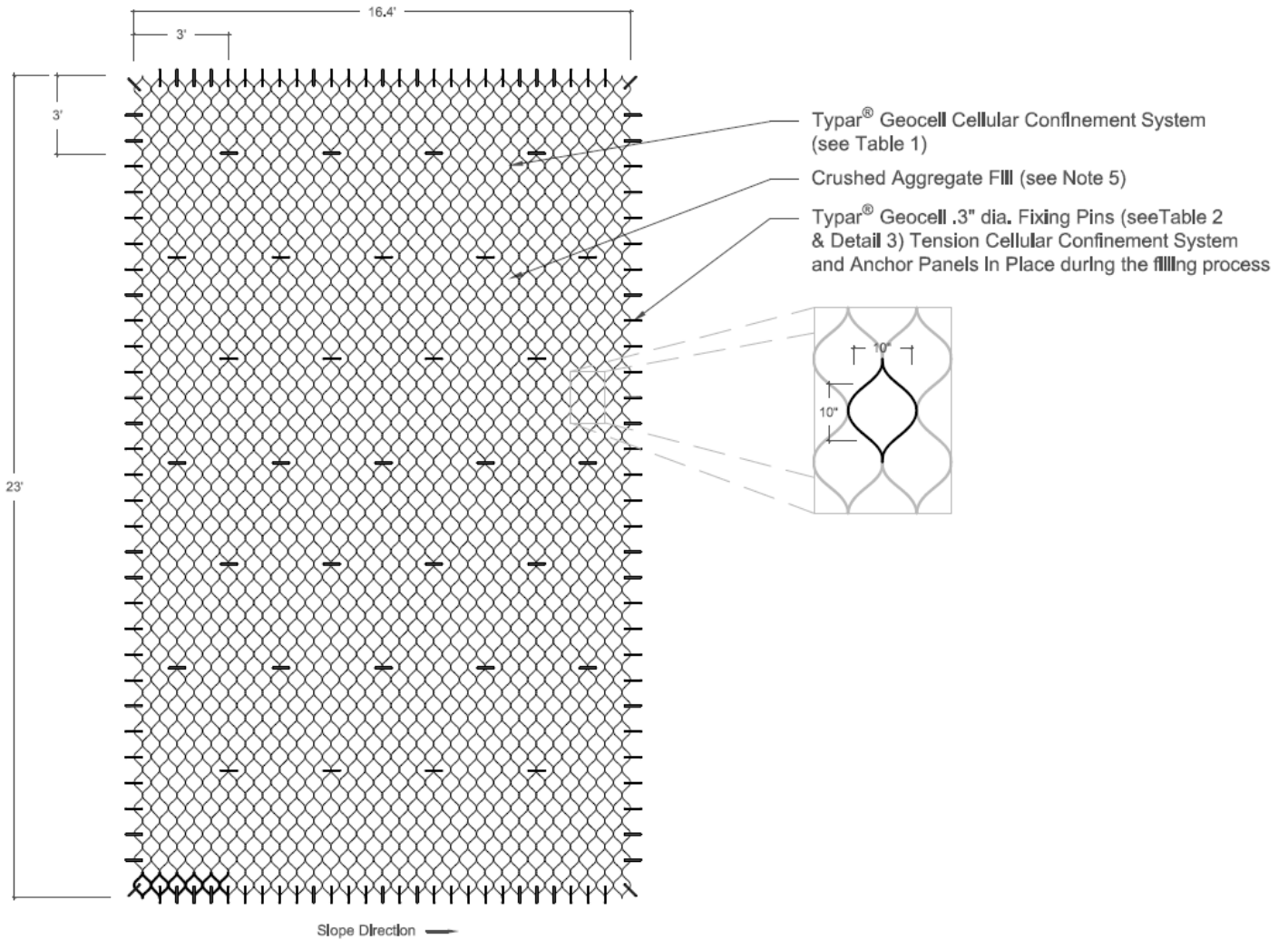




Une demande croissante de géosynthétiques



1 Typar® Geocell GS Cellular Confinement System: Typical Pinning Diagram
Scale : N.T.S.

DESIGN NOTES:

- Note 1: Where weak and / or erosive conditions exist, these must be improved prior to placement of Typar® Geocell. Level the existing surface prior to applying Typar® Geocell.
- Note 2: Use additional pins/pegs to secure as needed.
- Note 3: For gravel applications, a suitable geotextile, such as Typar® 3401, should be installed as a separator between Typar® Geocell and the existing surface.
- Note 4: After Typar® Geocell has been anchored in place, in-filling of the cells may be carried out. For general convenience, it is advisable to fill from the edge inward, or from the toe (bottom) of slope upward. Aggregate may be compacted into place using an appropriate method which will not damage the fabric of Typar® Geocell.
- Note 5: Ensure Typar® Geocell is completely covered, prolonged exposure to sunlight will effect the products longevity.
- Note 6: Do Not drive on surface prior to filling with crushed aggregate
- Note 7: Advice on suitability for specific applications including the use of a geogrid layer is available from Polymer Group Inc.'s technical team.

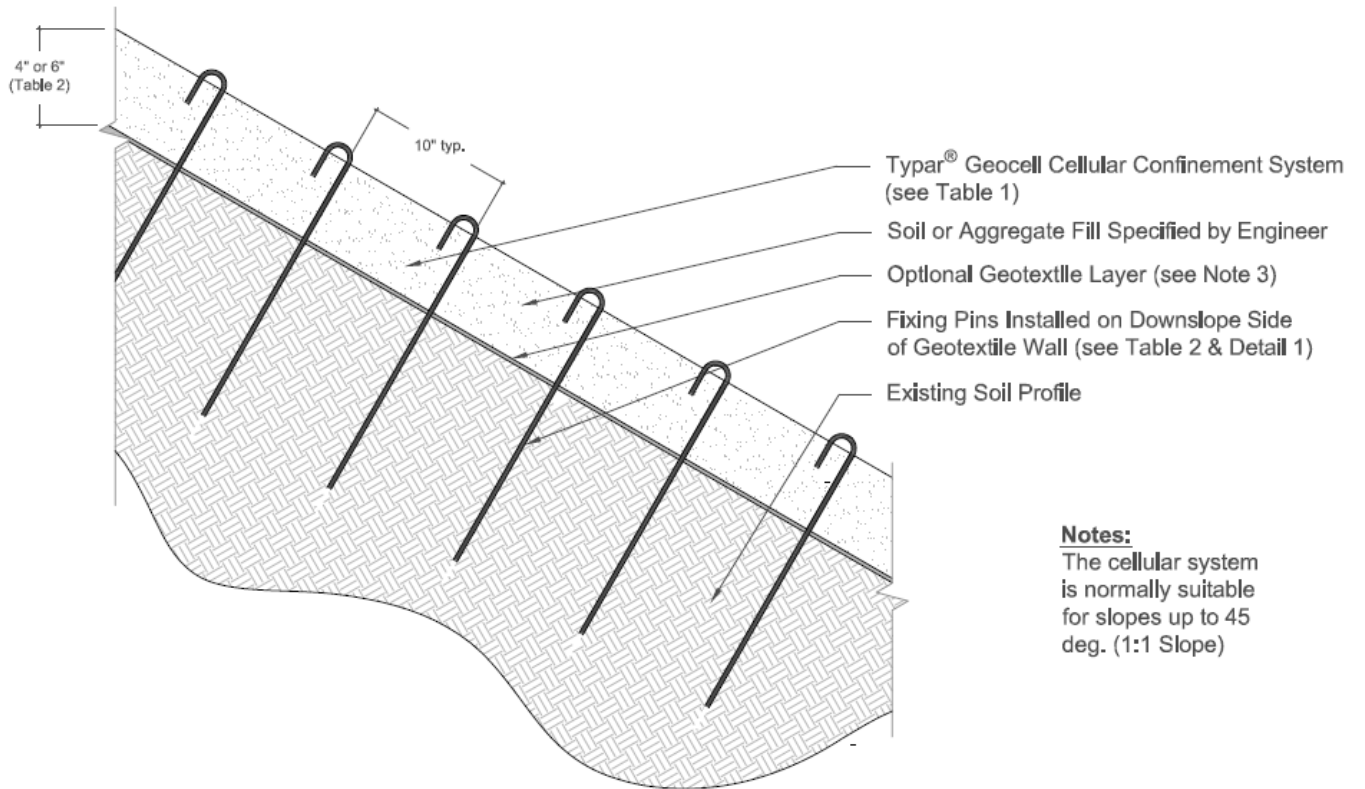
Table 1 : Typar® Geocell Cellular Confinement System Product Specifications

Physical Properties	Unit of Measurement	250/150	250/100
Cell Nominal Diameter	In	10	10
Cell Depth	In	6	4
Panel Length (Nominal)	Ft	19,69	19,69
Panel Width (Nominal)	Ft	9,84	9,84
Number of Cells In Length (L)	No.	44	44
Number of Cells In Width (W)	No.	14	14
Cell Length (Nominal)	In	10,39	10,39
Slope Recommendation (Typ.)	No.	1:1 or 45° (Light Vehicle Load Capacity)	1:1 or 45° (Pedestrian Load Capacity)
Cell Wall Tensile Strength: 20.7 kN/m - Cell Wall Permeability: 45 l/m.sec - Material: 70% Polypropylene & 30% Polyethylene			

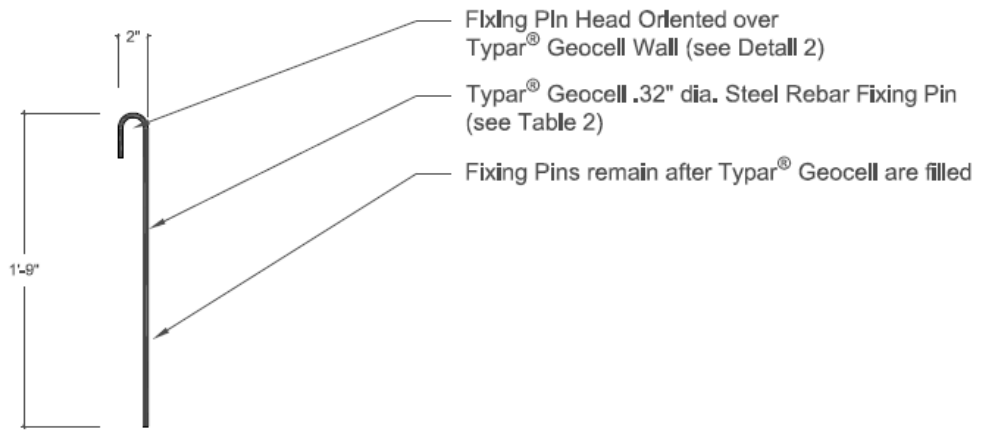
Table 2 : Typar® Geocell Cellular Confinement System Fixing Pins

Product	Material	Size	Qty/Pack	Installation (Recommended)
Fixing Pins	Steel Rod	22"x4"x0.32"dia.	Ea.	150 / Panel

Please note that the information above is given as a guide only. All sizes and weights are nominal figures and may vary to what is published. Polymer Group Inc. cannot be liable for damage caused by incorrect installation of this product. Final determination of the suitability of any information or material for the use contemplated and the manner of its use is the sole responsibility of the user and the user must assume all risk and responsibility in connection therewith.



2 Typar® Geocell GS Cellular Confinement System: Typical Slope Construction Profile
Scale: N.T.S.



3 Typar® Geocell GS Fixing Pin
Scale : N.T.S.